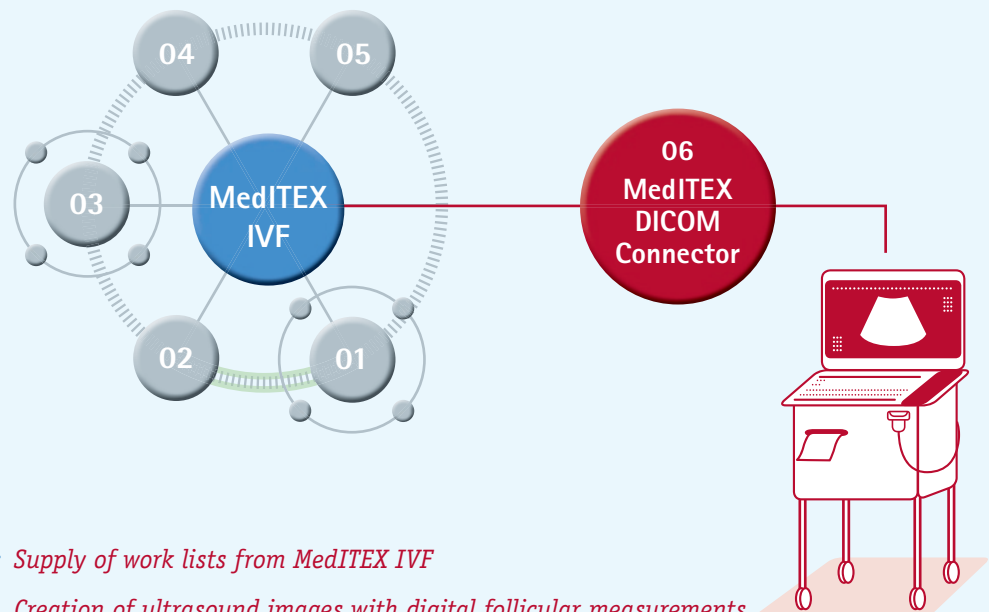


## 06 MedITEX DICOM Connector

DICOM – Digital Imaging and Communications in Medicine is an open standard to exchange information in medicine. This information may, for example, be digital images, additional information, such as segmentations, surface definitions or image registrations.

With the **MedITEX DICOM Connector**, you will be able to achieve perfect communication between **MedITEX IVF** and ultrasound devices of various manufacturers. It responds to the increasing quality and cost-efficiency demand in modern practices.



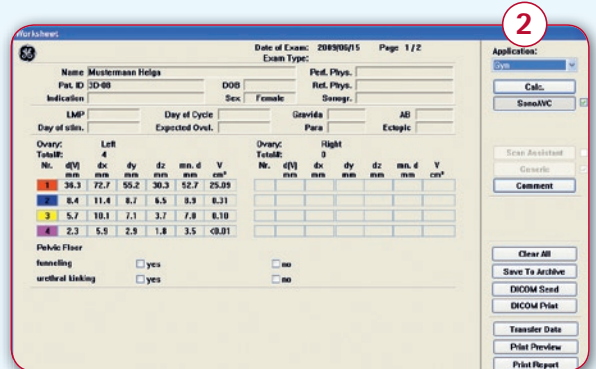
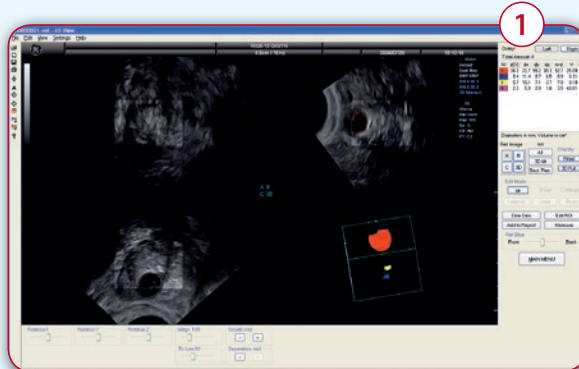
*Functions: Supply of work lists from MedITEX IVF*

*Creation of ultrasound images with digital follicular measurements*

*Transmission of images and measured data to MedITEX IVF via the network*



- 1 **Ultrasound image:**
- 2 **Measured data:**
- 3 **Documentation:**



- > Optimised workflow management
- > Consistency and quality of all recorded data is guaranteed
- > Can be used in flexible ways

- Benefits:**
- o Optimisation of efficiency
  - o Reduction of cost and time
  - o No need to use paper or film
  - o Optimisation of quality
  - o Simplified workflow: from data recording to invoicing



## 06 MediTEX DICOM Connector

With the **MediTEX DICOM Connector**, you have another ideal tool to centrally collect, store and administer all medically relevant data of a person. Decide in favour of this high-quality solution for the recording, processing and administration of data that leads to a highly efficient workflow. We are your partner for a customised integration into your practice system.

*If you require any additional information or personal assistance:*

**CRITEX GmbH**  
Stobäusplatz 4  
93047 Regensburg  
Germany

Phone: +49 (0)941.599 39 33 – 0  
Fax: +49 (0)941.599 39 33 – 3

meditex@critex.de  
www.meditex-ivf.com